



automotive

S T O R A G E &

S E R V I C E

S O L U T I O N S



Borroughs
CORPORATION



Borroughs' Parts Smart Setting the standard for automotive parts storage.

WHEN YOU HAVE CUSTOMERS WAITING AT YOUR COUNTER or on the phone, you've got to find parts fast. That's why our custom-designed parts storage systems continue to be the most efficient and effective options on the market today. We put more parts closer to where you need them, reducing retrieval time, technician downtime and customer waiting.

With the Borroughs Part Smart System you'll receive these benefits:

- Faster and More Accurate Parts Picking
- Increased Productivity and Efficiency
- Lower Overall Dealership Costs
- Optimized Floor Space
- Tough and Long Lasting Products

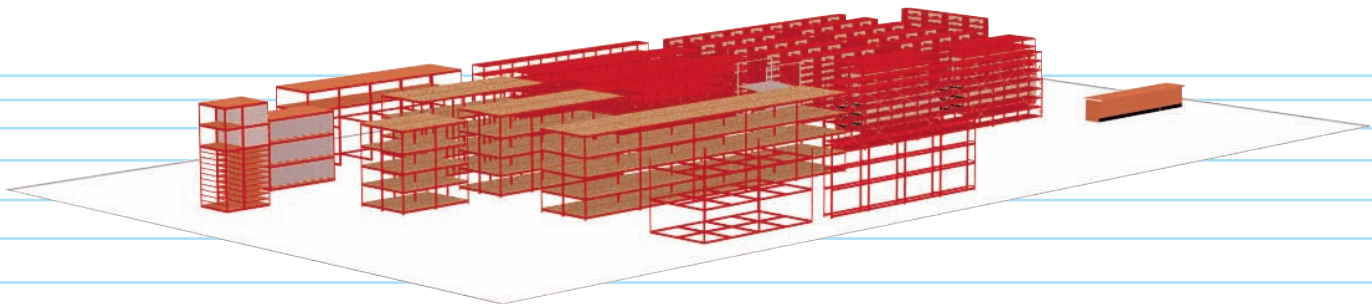

Your Borroughs Distributor can assist in every phase of the project, from initial planning and layout through installation and start-up. He can bring together the right combination of bins, racks, counter units, accessories and multi-level systems to organize your parts and make smart use of your dealership's floor space. He can draw upon additional resources from Borroughs that can provide technical assistance and employ the latest in computer design software.

Configura® Complements Borroughs Expertise

Borroughs now has *Configura*, a powerful computer aided design tool, when combined with our decades of experience, allows us to offer a service unmatched in the industry. When a drawing is created in *Configura*, everything else is automatically generated. The 3-D visualization output in *Configura* gives you confidence that the layout of your parts department will meet your desired goals for storage density and product flow. *Configura* links all of the steps in the process and offers these advantages:

- Parts List Generated from Drawing
- High Resolution 3-D Visualization
- Modifications Can Be Made Easily
- Faster Quotation Lead Times

Be sure to see the examples of *Configura* drawings throughout this catalog.



Borroughs' Parts Smart

How the Fast Zone Concept Can Start Saving You Money.

Are your technicians wasting valuable time waiting at the parts counter? Billable time for a Tech averages \$60 per hour. That means even waiting one minute can cost \$1.00 in lost productivity. Is your staff spending more time searching for parts than servicing customers?

Operational studies have shown that 80% of parts sales come from just 20% of a typical dealership's parts inventory. Let Borroughs create a "Fast Zone" parts counter area, to concentrate this activity by relocating the fastest moving items to the point of issue. A well-organized parts department can contribute to the efficiency of the entire dealership.



Here are five money saving ideas —

- Borroughs HD Drawers and just two shelf units make up a "**Fast Zone**" **Tech Counter** to hold 400-500 of your fastest moving parts. By relocating these items to the point of issue, you save both tech waiting time and parts retrieval time.
- Parts needed for scheduled service appointments can be identified from your dealership's computer system and pre-picked during slower periods. Setting them aside in a Borroughs **Pre-Pick System** with labeled totes, has the parts waiting, not the techs!
- Recall parts have a high initial demand. A "**Fast Zone**" for **Recall Parts** can be located in bins up front until demand diminishes. When the campaign is over, parts can be rotated back to their standard inventory location.
- Returned warranty parts in many dealerships are typically held near the shipping/receiving area. This is often a substantial distance from the Tech Counter. Using a Borroughs **Warranty Batch Cart** and exchanging a full cart for an empty one can eliminate numerous single part trips.
- Does it make sense to guard a 5-cent bolt behind the tech counter? **Relocating the Nut & Bolt Bin** from the parts department side of the counter allows the techs to retrieve their own hardware, eliminating the added expense of waiting time.

Ask your Borroughs Distributor how to implement these and other cost saving ideas at your dealership!

PRE-CONFIGURED FAST ZONE COUNTER UNITS

Catalog No.	Description	Overall Unit Dimensions (w x d x h)
BHDC1-168	(2) 36" x 24" Shelf Units & (2) 48"x 24" HD drawer units Drawer units have 10 total drawers as follows: (1) 3" drawer with 55 compartments (8) 4 1/2" drawers with 28 compartments (1) 6" drawer with 24 compartments	168" x 24" x 39"
BHDC1+168	Same as above except includes gray counter top.	168" x 24" x 40"

Small Parts Storage Flexi-Bins®



RUGGED FLEXI-BINS from Borroughs organize your small parts inventory. Designed for dealership Parts Departments, they are sturdy enough to support a mezzanine when required. Flexi-Bins slide-in shelves and sliding dividers adjust easily to match changing inventories. Optional drawers and label holders are also available. Select one of our pre-configured units or create your own design.



FB104

FLEXI-BIN UNITS 38" w x 12" d x 84" h

Unit	Adjustable Openings	Shelves	Sliding Dividers			Drawers* (5 3/4" x 12")
			3" h	4 1/2" h	6" h	
FB101	7	6	-	-	-	-
FB102	9	8	-	-	-	-
FB103	11	10	-	-	-	-
FB104	21	6	-	-	14	-
FB105	41	8	32	-	-	-
FB106	51	10	40	-	-	-
FB107	43	10	16	12	6	12

*Optional parts drawers (part #04432-099), max. 6 per shelf level, included in unit FB107.



FB101



FB102



FB103



FB105



FB106



FB107

Small Parts Storage HD Drawers



BORROUGHS HD DRAWERS offer the best of both worlds — drawers and shelving. These sturdy modular drawers install easily into our Box Edge Plus® steel storage equipment. They can modernize and significantly improve storage space efficiency of new or existing Borroughs shelving units.

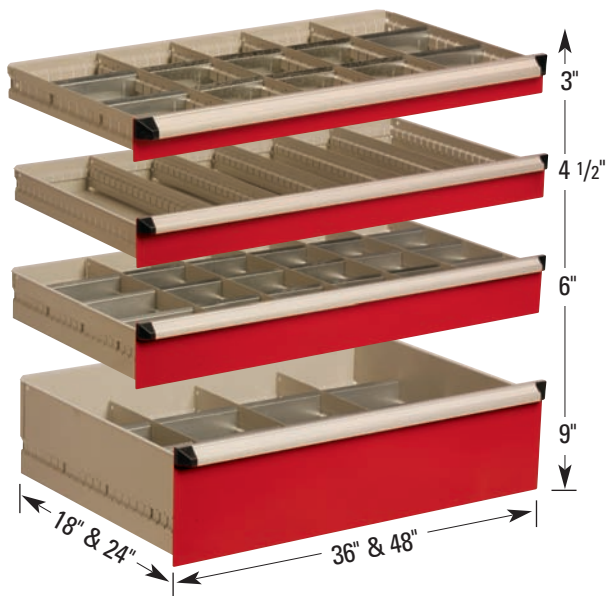
HD Drawers Offer These Advantages:

- Heavy-Duty - **400 POUND CAPACITY PER DRAWER**
- High-Density - One HD drawer unit holds as much as five bin units!
- Optional Partitions and Dividers - Better organization
- Faster Parts Picking - Less technician and customer waiting time
- Total Flexibility - Shelves can be placed above or below drawer banks
- More economical than cabinet type units

HD Drawers Feature:

- 100% extension for full access and viewing of contents
- Virtually endless partitioning and divider combinations
- Hundreds of pre-configured layouts or create-your-own
- Ball bearing slide suspension for smooth drawer operation
- Cushion impact positive close, drawers won't "drift" open

16 Sizes Available




HD DRAWERS (Catalog number with no partitions or dividers)


Drawer Height	36" w x 18" d	36" w x 24" d	48" w x 18" d	48" w x 24" d
3"	38183-0000	36243-0000	48183-0000	48243-0000
4 1/2"	36184-0000	36244-0000	48184-0000	48244-0000
6"	36186-0000	36246-0000	48186-0000	48246-0000
9"	36189-0000	36249-0000	48189-0000	48249-0000



Four sizes of mounting uprights (18", 24", 36" and 48") offer maximum flexibility to put drawers where you need them.



Full-width aluminum handle with integral label holder, non-reflective Mylar cover and plastic end cap.



Optional angled plastic label holders for compartment identification.



Plastic bins with built-in label holder for hardware or other small items.

PLASTIC BINS

Maximum Number of Plastic Bins Per Drawer

Catalog No.	Description	Dimensions (w x l x d)	Maximum Number of Plastic Bins Per Drawer			
			36" x 18"	36" x 24"	48" x 18"	48" x 24"
10561-002-000	Small Plastic Bin For 4" Drawer	3 3/8" x 3 3/8" x 3 1/8"	45	54	70	84
10561-001-000	Large Plastic Bin For 6" Drawer	3" x 5 5/16" x 4 9/16"	24	32	36	48

CHOOSING THE RIGHT DRAWER

For simplicity, any Borroughs drawer and drawer interior can be ordered as a complete assembly using only **one part number**. This includes the drawer, handle with integral label, ball bearing slide suspension system, factory installed partitions and essential dividers.

Drawer fronts are available in all standard and custom Borroughs industrial colors. Drawer interiors and partitions are always supplied in #161 Mist Gray. Drawer dividers are galvanized steel.

Your Borroughs Distributor can assist you in selecting the right drawers for your parts department. We offer over 400 standard pre-configured drawer variations. Also, components can be ordered separately to "configure your own" to accommodate virtually any storage need.



PRE-CONFIGURED HD DRAWER BULKY BINS

Unit*	4 1/2"		6"		Overall Unit Dimensions (w x d x h)
	Dwrs	Compartments	Dwrs	Compartments	
BHD1S-3624	4	20	3	16	36" x 24" x 87"
BHD1S-4824	4	28	3	24	48" x 24" x 87"
BHD2S-3624	5	20	4	16	36" x 24" x 99"
BDH2S-4824	5	28	4	24	48" x 24" x 99"

*Units listed are starter units. Adder units also available.



BHD1S-3624



BHD1S-4824

Large Parts Storage Industrial Bulky Bins and Box Edge Plus® Shelving



STRONG AND DURABLE Borroughs Box Edge Plus steel shelving is ideal for storing large, heavy or bulky parts. Our shelves are constructed with a closed, welded box shape with lapped and welded corners for rigidity, strength and the ability to handle impact or point loads. Versatile and cost effective; shelves adjust easily, without the use of tools, nuts or bolts. Open, closed, cabinet and counter styles available.

BOX EDGE PLUS® BULKY BINS

Starter/Adder	Type	Shelves	Dimensions (w x d x h)
1004-3/1005-3	Open	5	36" x 18" x 87"
1006-3/1007-3	Open	5	36" x 24" x 87"
3042-3/3043-3	Closed	8	36" x 24" x 87"
5018/5019	Security	6	36" x 24" x 87"
5118/5119	Security	6	36" x 24" x 87"
7524/7525	Counter	2	36" x 24" x 40"

PERFORATED END PANEL

Part Number	Description
05157-003	18"w x 75"h
05157-004	18"w x 87"h
05157-005	18"w x 99"h
05158-003	24"w x 75"h
05158-004	24"w x 87"h
05158-005	24"w x 99"h



1004-3

3042-3

5018

5118

7524

16 gauge steel, available in any standard industrial color. Compatible with all standard pegboard accessories. Can be mounted on any Borroughs angle post or can be wall mounted.



Molding and Long Parts Racks



Custom Designed Molding Rack.

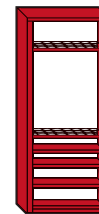
BORROUGHS HAS PRACTICAL AND ECONOMICAL storage solutions for long, fragile and difficult to store parts, too. Vertical bins for awkward parts and horizontal racks for longer moldings, keep these items neatly organized and protected from potential damage.

LONG PARTS RACKS

Unit	Vertical Storage Levels	Bulk Storage Levels	Dimensions (w x d x h)
LP1	1	2	38" x 12" x 84"
LP2	2	0	38" x 12" x 84"
LP3	1	3	36" x 18" x 87"
LP4	2	0	36" x 18" x 87"
8200/8201	1	1	36" x 36" x 87"

MOLDING RACKS

Unit	Openings or Compartments	Compartment Dimensions		Overall (w x d x h)	Dimensions
		Width	Height		
BMR1	77	6"	5"	48" x 60" x 72"	LP1
BMR2	57	(49) 6"	5"	48" x 60" x 72"	
BMR3	85	(8) 5 1/2"	24"	48" x 60" x 96"	LP3
BMR4	93	(77) 6"	5"	48" x 60" x 120"	
BMR5	48	(8) 5"	24"	96" x 48" x 84"	LP4
HMR36-126	126	(16) 5 1/2"	5"	36" x 54" x 87"	
		Adjustable	Adjustable		



BMR1



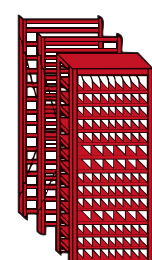
BMR2



BMR3



BMR5



HMR36-126

Borroughs Products On the Job



HD Drawers and Box Edge Plus® Shelving for fast moving parts.



Sturdy Enclosed Tech Benches in a service bay.

OUR PRODUCTS ARE AT WORK in parts departments at dealerships all over the country. Parts managers who have selected Borroughs products are benefiting from better organization and efficiency. Here are some examples.



Shelving supported mezzanine with tire racks and long parts storage.



Box Edge Plus® Shelving storing brake shoes and related items.



Flexi-Bin® end caps at parts counter for retail impulse items.



Rivet-Span® sheet metal and hood storage.



Box Edge Plus® bin type unit for fan belt storage.



BSR5 Rivet-Span® hanging parts storage.



Rivet-Span® Tire Rack and bulky parts storage unit.

Rivet-Span® Sheet Metal Storage



RIVET-SPAN SYSTEMS offer open shelving areas for storing larger items such as sheet metal and tires. Shelves can be accessed from any side. Rivet-Span products are constructed of heavy-duty 14-gauge steel frames and sturdy rack-like beam-to-post connections. Low initial cost and fast, easy installation are additional advantages.



BSR5

RIVET-SPAN® SHEET METAL STORAGE

Unit	Rack Type	Dimensions (w x d x h)
BSR1	Bulky Parts	72" x 36" x 96"
BSR2	Bumpers & Bars	72" x 36" x 96"
BSR3	Fenders & Doors	72" x 36" x 96"
BSR4	Two-Tier Fenders	72" x 36" x 96"
BSR5	Hanging Parts	96" x 36" x 96"
BSR6	Hoods	48" x 48" x 96"
BSR7	Deep Hoods	48" x 60" x 96"



BSR1



BSR2



BSR3



BSR4



BSR6

Rivet-Span® Battery, Tire/Wheel and Bedliner Racks

RIVET-SPAN PRODUCTS are available to store tires and wheels, pick-up bedliners and batteries. Specially configured to maximize space utilization for these difficult to store items, these units are cost effective and easy to assemble.



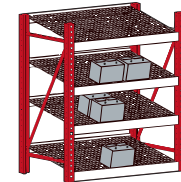
Each Borroughs battery rack has four levels and is finished with a corrosion resistant coating. Batteries are stored on an angled mesh deck and are gravity fed. There are no rollers to break or seize. Starter and Adder Units are available.



The Rivet-Span tire rack has a specially designed angled tire beam to "nest" the tires and wheels. Single and double entry units available.

BATTERY RACKS

Unit	Description	Battery Capacity	Dimensions (w x d x h)
11135-000	Starter Unit	100	60" x 36" x 68"
11136-000	Adder Unit	100	60" x 36" x 68"




11135-000


RIVET-SPAN TIRE/WHEEL RACKS

Unit	Beam Type	Tire Levels	Tire Capacity*	Dimensions (w x d x h)
B60SETB37	Single Entry	3	24	60" x 12" x 84"
B60SETB40	Single Entry	4	32	60" x 12" x 120"
B60SETB52	Single Entry	5	40	60" x 12" x 144"
B60DETB37	Double Entry	3	48	60" x 42" x 84"
B60DETB40	Double Entry	4	64	60" x 42" x 120"
B60DETB52	Double Entry	5	80	60" x 42" x 144"

*Tire storage capacity is approximate




B60SETB37



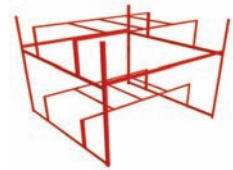
B60DET40

BEDLINER RACKS

Unit	Description	Dimensions (w x d x h)
BLR1+8484	Indoor Bedliner Storage	84" x 84" x 84"
BLR2S+8672	Outdoor Starter Unit	86" x 72" x 72"
BLR2A+8672	Outdoor Adder Unit	86" x 72" x 72"



BLR1+8484



BLR2S+8672

Multi-Level Systems

BORROUGHS MULTI-LEVEL SYSTEMS can double or even triple the existing storage space in your facility. By taking advantage of unused overhead space, Borroughs Multi-Tier Systems are a cost effective alternative to new building construction.

Full-Mat Shelving System

Proven solid, strong and versatile, Borroughs bins have the strength to support an upper level system of bins, racks and walkways. A "second floor" of grating is built over the entire lower level. The full mat allows relatively unlimited shelving placement and offers a practical and economical alternative to freestanding mezzanines. Since no post-to post match-ups are required, second level storage units of differing sizes and types can be used.



Conveyor Systems can facilitate parts storage and retrieval.



Bin-Supported Mezzanine



Freestanding Mezzanine



Hydraulic Lifts and Pallet Jacks move items easily between levels.

Freestanding Mezzanines

When you need maximum flexibility or the ability to easily change your parts department layout, a freestanding mezzanine may be your best option. They are framed with structural I-beams and designed to maximize floor space and minimize column interference. All load support connections use only nut and bolt or factory welded connections, not Tek-type fasteners. All Borroughs Multi-Tier freestanding systems are designed to assure integrity and structural safety.

Installation and Accessories

Your Borroughs Distributor can provide expert advice and assistance in designing and installing multi-level systems. He can create a unique system that will deliver the maximum amount of storage space for every dollar you invest. He can also provide optional accessories including lifts, conveyors, pallet jacks and other items to make storage and retrieval of your parts faster and easier.

Service Department



Wall Mounted Cabinet



Enclosed Tech Bench



Transmission Tear-Down Bench



Parts Cart and Service Desk

Tech Benches and Storage Units

THE BORROUGHS LINE of automotive products doesn't end at the parts department. A wide range of heavy-duty specialty equipment is available for your service department and maintenance areas.

Wall Mounted Cabinet (Shown with optional angle top)

This closed cabinet with swing doors is ideal for mounting over a workbench to store binders or reduce clutter in work areas. Shipped fully assembled, it comes with one adjustable shelf and a key lock. An angled top can be added to prevent items from being stored on top of the unit.

Enclosed Tech Bench

Heavy-duty all steel tech benches are enclosed to protect stored items. They're shipped ready-to-assemble with one adjustable shelf. Additional shelves, sliding doors or optional work surfaces are available.

Transmission Tear-Down Bench

Ideal for transmission and engine parts repair, this unit has a top that includes a fluid drain feature. Fluids are safely contained in a (3 gallon capacity) removable plastic bin. Adjustable leg height, along with two rigid and two locking swivel casters, are added features. Shown with optional tier drawer.

Service Desks/Carts

Our service writer desk features a sloping top, a compartmentalized ledge and a large enclosed storage area under the hinged writing surface. Borroughs also offers rugged parts/service carts that are ideal for use in parts, service and maintenance areas.

SERVICE DEPARTMENT/STORAGE

Unit	Description	Dimensions (w x d x h)
11114-000	Wall Mounted Cabinet	36" x 12" x 27"
11125-000	Angled Top Kit	36" x 12" x 6"
WTL200	Taper Leg Enclosed Bench	48" x 28" x 28"
WTL202	Taper Leg Enclosed Bench	60" x 28" x 28"
WTL204	Taper Leg Enclosed Bench	72" x 28" x 28"
WTL300	Taper Leg Enclosed Bench	48" x 28" x 34"
WTL302	Taper Leg Enclosed Bench	60" x 28" x 34"
WTL304	Taper Leg Enclosed Bench	72" x 28" x 34"
WTL350	Taper Leg Enclosed Bench w/28"h Doors	48" x 28" x 34"
WTL352	Taper Leg Enclosed Bench w/28"h Doors	60" x 28" x 34"
WTL354	Taper Leg Enclosed Bench w/28"h Doors	72" x 28" x 34"
11147-000	Caster Base for 48"w Taper Leg Bench	-
11147-001	Caster Base for 60"w Taper Leg Bench	-
11147-002	Caster Base for 72"w Taper Leg Bench	-
11106-000	Tear-Down Bench w/Painted Top	48" x 28" x Adjustable
11106-001	Tear-Down Bench w/SS Top	48" x 28" x Adjustable
14865-000	Tier Drawer	15 1/4" x 20" x 7 1/4"
14804-000	Service Writer Desk	33" x 30" x 40"
00160-043	Parts/Service Cart	16" x 30" x 32"
00240-043	Parts/Service Cart	24" x 36" x 32"

For Taper Leg Enclosed Bench with Stainless Steel Top, add "SS" suffix to part number.

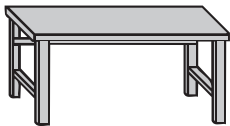
WITH OVER 200 SIZES AND STYLES of shop equipment and specialty tech benches, Borroughs can supply all your work center needs. Portable and semi-portable units allow technicians to work at the car, saving steps and time.

Dress up your parts and service areas with stainless steel tops. Borroughs now offers optional stainless steel work surfaces for most of our popular tech benches. Durable and easy to clean, stainless steel tops provide a high quality look at an economical price.

Shown at right is our popular 130 Series Tech Bench, shown with optional stainless steel top, back and side guards. All open leg tech benches feature leg height adjustment from 27 1/2" to 36" on 1" centers.

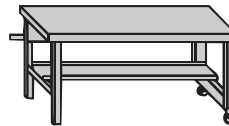


100 Series Tech Benches



WB100	48" x 28"
WB102	60" x 28"
WB104	72" x 28"

170 Series Tech Benches



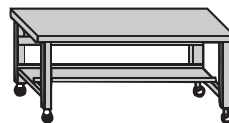
WB170	48" x 28"
WB172	60" x 28"
WB174	72" x 28"

120 Series Tech Benches



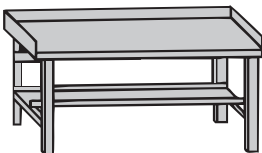
WB120	48" x 28"
WB122	60" x 28"
WB124	72" x 28"

180 Series Tech Benches



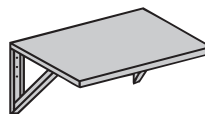
WB180	48" x 28"
WB182	60" x 28"
WB184	72" x 28"

130 Series Tech Benches



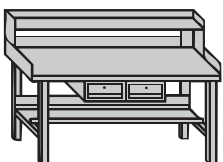
WB130	48" x 28"
WB132	60" x 28"
WB134	72" x 28"

300 Series Wall Mounted Tech Bench



WMB300	48" x 28"
WMB302	60" x 28"
WMB304	72" x 28"

160 Series Tech Benches



WB160	48" x 28"
WB162	60" x 28"
WB164	72" x 28"

For Tech Bench with Stainless Steel Top, add "SS" suffix to part number.

Around the Dealership



Record Master® Open Shelf Filing



Aisle-Saver® Lateral and Mobile Filing Systems

Borroughs is more than Automotive Parts Storage...

Not only is Borroughs the standard for automotive parts storage, but also we are expert at providing storage and filing systems for other areas of your dealership. Our products are also used in factories, warehouses, offices, libraries, government agencies, legal and professional facilities and a wide variety of other industries. Here is a sampling of some of our other products and applications.

Record Master® Open Shelf Filing

Functional, strong and attractive, Record Master four-post shelving is available in several sizes and styles. Stores file folders, binders, service manuals and everything in between. Open shelf filing allows items to be clearly visible and easily accessed.

Aisle-Saver® Lateral and Mobile Filing Systems

Aisle-Saver systems from Borroughs can double filing density in an existing area or reduce required floor space by up to 50%. The shelving is mounted on a moveable carriage, which rides on a sturdy rail system. Carriage movement occurs manually, electronically or by mechanical assistance. Ideal for storing dealership sales or accounting records.

RTA Storage Cabinets

The perfect complement to any office or storage environment, these ready-to-assemble cabinets come standard with a secure 3-point locking system. Front office furniture quality finish, with four adjustable shelves. Two sizes are available.

Rivet-Span® Archival Records Storage

Organize your inactive records with a Rivet-Span storage unit, specifically designed to store standard archive boxes. Economical and designed for easy retrieval, Rivet-Span archive units come in several sizes. Assembles quickly without nuts, bolts, clips or cross braces.

Box Edge Plus® Shelving

Borroughs steel shelving units are available in open, closed, cabinet types or fitted with HD drawers. Typical applications include backroom storage, maintenance departments, paint shops and other areas. Box Edge Plus shelving units are strong, easy to assemble and provide flexibility for changing requirements.

Beyond Parts Storage



RTA Storage Cabinets



Rivet-Span® Archival Records Storage



Box Edge Plus® Shelving - Open



Box Edge Plus® Shelving - Closed




#B504 Blue




#C386 Red




#065 Industrial Gray




#445 White



#F604 Pebble



#161 Mist Gray



#040 Black

Why Borroughs?

Borroughs knows how important your parts department can be to you and your organization. That's why we produce high quality, flexible storage products. And insist our distributors are thoroughly trained and knowledgeable concerning the specialized requirements of your dealership. The extra effort and careful planning our distributors provide will assure a Parts Department that maximizes space and eliminates misplaced inventory or stock outs.

Your Borroughs Distributor offers everything from system design to timely delivery and installation. He will be there long after your storage system has been installed – to answer questions and contribute ideas – to help make your storage system continue to perform at peak efficiency as your dealership grows and changes.

For All Your Dealership Requirements

- Small Parts Storage Flexi-Bins®
- HD Drawers
- Bulky Bins with Box Edge Plus® Shelving
- Molding and Long Parts Storage Units
- Rivet-Span® Sheet Metal and Tire Storage Racks
- Battery and Bedliner Racks
- Multi-Level Storage Systems and Accessories
- Tech Benches, Wall Cabinets and Carts
- Filing and Storage Units for Other Dealership Areas

Borroughs Standard Powder Coat Colors

Borroughs powder coated finishes are high quality, durable and inert. Seven standard industrial (automotive) colors, available with no up-charge, are: #B504 Blue, #C386 Red, #065 Industrial Gray, #445 White, #F604 Pebble, #161 Mist Gray and #040 Black. We also offer custom color matching using Borroughs computerized technology.

Note: Drawer interiors and partitions are always supplied in #161 Mist Gray.

These colors are reproduced as closely as possible to actual shades. However, for true colors, please request metal color chips.



3002 N. Burdick Street ■ Kalamazoo, MI 49004-3483
800-748-0227 ■ Fax 269-342-4161 ■ www.borroughs.com

ISO 9001:2000 Registered